

Beginner

Bible Study Guide

A Sabbath School Bible Study Guide for Beginner Children
GraceLink® Sabbath School Curriculum

If you have a QR
code reader on
your smartphone or
computer: load the
reader, point your
camera at this
graphic, and visit
our site.



www.gracelink.net/beginner

Year A, Second Quarter

EDITOR

ASSOCIATE EDITOR

WORLD SABBATH SCHOOL DIRECTORS

SABBATH SCHOOL CURRICULUM SPECIALIST

GENERAL CONFERENCE ADVISERS

CONSULTING EDITOR

DESIGN

SUBSCRIBER SERVICES

ILLUSTRATOR

LINE ART ILLUSTRATOR

FALVO FOWLER

FAITH A. HUNTER

JONATHAN KUNTARAF, GARY SWANSON

LYNDELLE BROWER CHIOMENTI

GEOFFREY GABRIEL MBWANA, ELLA SIMMONS

ARTUR STELE

REVIEW AND HERALD DESIGN CENTER

STEVE HANSON

NANCY MUNGER

MARY BAUSMAN

A Publication of Sabbath School/Personal Ministries Department

General Conference of Seventh-day Adventists®

12501 Old Columbia Pike

Silver Spring, MD 20904-6600, U.S.A.

Texts credited to NIV are from the *Holy Bible, New International Version*. Copyright © 1973, 1978, 1984, 2011 by Biblica, Inc. Used by permission. All rights reserved worldwide.

Beginner Bible Study Guide (ISSN 1538-4861). Vol. 38, No. 2, Second Quarter 2014. Published four times per year, mailed quarterly spring, summer, fall, and winter by the Review and Herald® Publishing Association, 55 West Oak Ridge Drive, Hagerstown, Maryland 21740, U.S.A. Text copyrighted © 2002, 2004, 2006, 2008, 2010, 2012, 2014 by the General Conference Corporation of Seventh-day Adventists®, 12501 Old Columbia Pike, Silver Spring, Maryland 20904-6600, U.S.A. Art copyrighted © 2002 by the Review and Herald® Publishing Association.

Postmaster: Send address changes to Beginner Sabbath School Bible Study Guide, Review and Herald® Publishing Association, 55 West Oak Ridge Drive, Hagerstown, MD 21740. Periodicals postage paid at Hagerstown, Maryland. Single copy, US\$9.00 plus postage. One year, United States: US\$24.00; Canada and foreign: US\$31.00. Prices subject to change without notice.

Printed in U.S.A.

About the Writers

• **Audrey Boyle Andersson** Yxe, Sweden • **Jackie Bishop** Denver, Colorado •
DeeAnn Bragaw Colorado • **Linda Porter Carlyle** Medford, Oregon • **May-Ellen**
Colón General Conference • **Eileen Dahl Vermeer** Orangeville, Ontario, Canada •
René Alexenko Evans Nashville, Tennessee • **Martha Feldbush** • **Adriana Itin**
Femopase Buenos Aires, Argentina • **Dorothy Fernandez** Collonges-sous-Saleve,
France • **Edwina Neely** Silver Spring, Maryland • **Rebecca Gibbs O'Fill** Columbia,
Maryland • **Rob Robinson** California • **Janet Rieger** South Pacific Division.

Special thanks to . . .

Special thanks to **Bailey Gillespie** and **Stuart Tyner** of the John Hancock
Center for Youth Ministry at La Sierra University for initial work in planning the
GraceLink® curriculum, and to **Patricia A. Habada** for coordinating the
GraceLink® project and seeing it to completion.

Contents

SERVICE: Service is helping others.

1. Breakfast by the Sea (April) 7

WORSHIP: We worship God by what we do.

2. Jesus Goes to Church (May) 25

COMMUNITY: I show love to my family and friends.

3. Loaves and Fishes (June) 43



Basic Needs of Children*

All children have certain basic needs as well as needs that are specific to their age and stage of development. The basic needs of children are . . .

Physical

- Food
- Warmth
- Shelter

Mental

- Power—to make choices and follow plans

Emotional

- A sense of belonging
- Approval and recognition
- Expressions of unconditional love and acceptance
- Freedom within defined boundaries
- Humor—a chance to laugh

Spiritual

- An all-knowing, loving, caring God
- Forgiveness of wrongs and a chance to start over
- Assurance of acceptance with God
- Experience in prayer, answers to prayer
- A chance to grow in grace and in the knowledge of God

The Beginner Child

In the Seventh-day Adventist® Church the GraceLink® curriculum for beginners targets children ages birth through 2 years. However, both the beginner and the kindergarten materials are adaptable to 3-year-olds.

A general rule applying to the beginner child is: seat children so their feet easily touch the ground. For children under 18 months use walkers (without wheels).

To better understand beginner children, ages birth through 2 years, it is helpful to note characteristics of their growth and development.

Physical

- Vary greatly in their physical development
- Are growing rapidly
- Tire easily
- Cannot sit still for long

Mental

- Have an attention span of only one or two minutes
- Learn by active involvement and imitation rather than by instruction
- Learn best one ministep at a time
- Focus attention on what they see and/or touch

Emotional

- Are extremely egocentric—centered in themselves
- Fear separation from parents
- Cry easily; one crying child sets other children crying
- Express their needs by crying. The crying usually stops when needs are met.
- Become attached to adults who show love and acceptance of them

Spiritual

- Sense attitudes of respect, joy, and anticipation in connection with church, the Bible, and Jesus
- Can identify pictures of Jesus and lisp His name
- Will fold hands (briefly) for the blessing before meals and kneel (again briefly) for prayer

Developmental Needs

In addition to the basic needs listed earlier, 2-year-olds need to experience:

- Power—to have a chance to manipulate objects, events, people
- Freedom—to make choices, to interact in learning situations, to sometimes move about at will
- Independence—to do some things unaided
- Security—to feel safe

**Children's Ministries: Ideas and Techniques That Work*, ed. Ann Calkins (Lincoln, Nebr.: AdventSource, 1997).

A Letter to Parents

Dear Friends,

In each issue of the GraceLink® Curriculum *Beginner Bible Study Guide* you will find only three lessons—one for each month of the quarter. Why? To give your child a better opportunity to learn concepts emphasized throughout the month. And to offer more repetition of program elements, such as songs and fingerplays.

The beginner lessons parallel the kindergarten lessons—the same Bible stories are emphasized throughout the month in both children’s groups, but the kindergarten lessons tell the Bible story in greater detail.

Another feature is the inclusion of early childhood child development concepts that apply to very young children. Please do take a few minutes to review them.

As you sit with your child to share these lessons, take time to pray a short prayer, sing a happy song, and read with enthusiasm. Your child will respond accordingly.

Many people worked for more than four years to prepare these lessons. Writers from around the world participated. Designers and technicians collaborated to make this publication attractive. We are grateful to all for their help.

Our prayer is that these lessons will bring joy and peace to you and your child. Let us pray for one another as we work together to lead our little ones to Christ.

**Cordially,
The Editors**

REFERENCES: JOHN 21:1-13; *THE DESIRE OF AGES*, PP. 809-817.

Breakfast by the Sea

Memory Verse:

“Be kind . . . to one another.” EPHESIANS 4:32, NIV.

The Message:

We are kind to our friends.

Parents:

By the end of the month you can help your child

Know that Jesus showed love to His friends.



Feel a desire to show love to their friends.

Respond by helping a friend.




Kyla has a net. Kyla can catch butterflies in the net. The Bible tells a story about a big net. Bible friends used a net to catch fish.

Peter and his friends are in a boat. (Point to Peter, wearing yellow and red stripes, and his friends. Pretend you and your child are in a boat.) What is Peter doing? Peter and his friends are fishing with a net. (Point to the net. Pretend to fish with a net.) They have been fishing all night.









See the sun coming up. (Point to the sun, then to Peter.) See Peter yawn. The night is over. It is time to stop fishing, but Peter has no fish. (Shake your head.)

No fish for Peter. No fish for his friends. Peter is tired. (Yawn and rub eyes.) Peter is hungry. (Rub tummy.) Poor Peter!



Listen! Someone is calling Peter. (Pretend to shout in a faint voice.) “Peter!”


“See? Someone is on the beach,” says Peter’s friend. (Point to Jesus.)


“Who is it?” Peter asks.

“I don’t know,” his friends say.

(Call again.) “Peter! Did you catch any fish?”

Has Peter caught any fish? (Pause for child to respond.) Do you see any fish? No. No fish. (Shake your head.) No. No fish.









Listen! The Man
calls again.


“Throw the net again!”


“It is too late for
fishing,” the fishermen
say. “See the sun?
(*Point to the sun.*) It
is daytime.”

“Throw the net
out on the other side,”
the voice calls. So
they t-h-r-o-w their
net on the other side
of the boat. (*Pretend
to throw your net on
the other side.*)

Down, down,
down the net
goes. Down under the
water. Down under
the boat. What do
you see down there?
(Point under the boat.)
Fish. Lots of fish.
Fish swimming in
the water. (Hold
one hand up, fingers
together, thumb up;
keeping thumb still,
wiggle rest of hand
like a fish skimming
the water.)









The net feels heavy,” Peter says. Peter pulls on the net. (*Pretend to haul in the net.*)

“The net is full of fish!” Peter’s friends shout.

See the big fish.
(*Point to a big fish.*)
See the small fish.
(*Point to a small fish.*)
Lots and lots of fish.

“Look! That Man is Jesus!” Peter’s friend, John, says. (*Point to Jesus.*) “Jesus did this!”



Jesus!” Peter shouts. He jumps out of the boat. He hurries to Jesus.

See the fire on the beach. See the food. Jesus has made breakfast for His friends. *Thank You, Jesus.*

Our Bible says “Be kind . . . to one another” (Ephesians 4:32, NIV).





Visit a place where you might see fish. Or look for pictures of fish in books or magazines.



Create an underwater picture by drawing and coloring several fish on white paper with crayons. Paint over the fish with diluted blue watercolor paint.

Read the Bible story together. Sing the memory verse song. (See page 24.)



Do & Say

Study these suggestions for something to do each day. Select those that are appropriate for your child's developmental stage and repeat them often.

Invite a friend over to play and practice sharing. Play a game that involves taking turns.


Poke a few tiny holes in a small piece of black plastic or paper. Secure it around the end of a flashlight. Shine it on the ceiling in a dark room to simulate stars.

Let your child help you prepare breakfast. What is your child's favorite breakfast food? Serve it today.

Play at fishing in the bathtub. Use a strainer or colander to catch plastic fish or any other small toy.

Play in the sand at a park, beach, or in a sandbox. Talk about how Jesus and His friends sat on the beach and ate breakfast together.

Make muffins or other simple foods and take them to a neighbor.



Help your child prepare and serve another family member breakfast in bed.



Make a boat out of blocks. Have family worship in the boat. Act out the Bible story with your family.

Make an edible boat. Slice a piece of fruit lengthwise or cut an orange in wedges. Make a mast out of celery and a cracker.

Name a way to be kind to a friend. Then do it.


Draw a large outline of a fish on paper. Cut two identical shapes. Staple the edges together leaving a part of the edges open. Stuff with crumpled paper.

Take a walk after dark. Talk about what it was like to fish at night.

Be Kind to One Another

BASED ON EPHESIANS 4:32, NIV

JANET SAGE



© 1978 by Janet Sage. Assigned to the North American Division of Seventh-day Adventists®. Used by permission.

Taking Turns

You take your turn.



(Point to another person.)

I'll take my turn.



(Point to self.)

Now it's time to play.



(Twirl around.)

You take your turn.



(Point to another person.)

I'll take my turn.



(Point to self.)

That is Jesus' way.



(Point upward.)

—DeeAnn Bragaw

Copyright © 2000 by the General Conference Corporation of Seventh-day Adventists®.

REFERENCES: LUKE 4:16-22; *THE DESIRE OF AGES*, PP. 236, 237.

Jesus Goes to Church

Memory Verse:

“Let us go to the house of the Lord” PSALM 122:1, NIV.

The Message:

We come to church because we love Jesus.

Parents:

By the end of the month you can help your child

Know that Jesus wants them to go to church.


Feel happy to be with Jesus in church.

Respond by worshiping with their families each week.




Chandra is going to church. Chandra sings and prays to Jesus. Jesus liked to go to church too. We read about Jesus' church in the Bible.

Little Jesus likes going to church. (*Point to Jesus.*) Little Jesus sings at church. (*Sing a song together.*) At church the rabbi reads the Bible scroll. (*Make a scroll, rolling up some paper.*) Little Jesus likes to hear the rabbi read the Bible scroll.









Jesus comes to the synagogue church. “How big Jesus has g-r-o-w-n!” the men whisper. *(Show me how you’ve grown.)* Jesus likes to be at His church. He likes to sing and pray with friends. *(Sing a song together and pray.)*



Jesus takes
the Bible scroll.
(Pretend to open a Bible
scroll.) Ssh! (Hold a
finger to your mouth
and whisper.)

Listening, listening.
The big people listen.
The children listen.
Ssh! Nobody talks.
(Speaking and smiling.)
Everyone smiles.
(Smile at your child.)
Jesus will read the
Bible scroll.









Jesus opens
the Bible scroll.
He finds the place to
read. Jesus looks at
the people. He smiles
at them. (*Smile at your
child.*) “Hear the Word
of the Lord,” He says.
(*Hold a finger to your
mouth and whisper.*)
Ssh! Listen to Jesus
read.



*Hold a finger
to your lips
and whisper.) Ssh!*


Jesus is reading the Bible scroll. "The Spirit of the Lord is on me," He reads (Luke 4:18, NIV).

The big people listen. *(Point to the big people.)* The children listen. *(Point to the child.)*

The Bible scroll is telling about Jesus. "This is about Me," Jesus says.









The Bible reading
is all finished.
Jesus sits down. All
the people think
about Jesus' words.




We like to be in church. Jesus likes to be in church each week too.

Jesus likes to hear us sing and pray. (*Sing a familiar song and pray.*)


Jesus likes us to hear His story. He is glad we go to church each Sabbath.

The Bible says, "Let us go to the house of the Lord" (Psalm 122:1, NIV).





Compare the scroll made in Sabbath School to a Bible.




Read the Bible story with your child. Make it interactive.

Review the memory verse. “Let us go” (*point to self and then out*) “to the house” (*make triangle roof shape with hands*) “of the Lord” (*point upward*).

Do & Say

Study these suggestions for something to do each day. Select those that are appropriate for your child’s developmental stage and repeat them often.




Look at pictures of churches in books. Point out stained-glass windows. If your child made one in Sabbath School, compare it to the pictures.

Use a paper plate “steering wheel” and pretend you are driving to church. Sing “Here Is the Way We Drive to Church.”

Use toy blocks or other building materials to make a church. Do the finger play “This Is the Church.”

Use toy cars on the floor and pretend you are driving to church.



Involve your child in planning or preparing a special Sabbath meal. Start a food tradition for Friday supper.

Allow your child to look at and touch a Bible. Talk about how it is God's special words to us. Show where the memory verse is found and read it aloud.


Play church or Sabbath School at home with dolls, toy stuffed animals, etc. Let your child be the teacher.

Count and name the seven days of the week on your fingers. Make a simple seven-day calendar. For one week mark off the days until Sabbath.

Talk about your pastor. What is his or her name? What does he or she do all week? Be sure your child recognizes your pastor on Sabbath.

Do the finger play "I Love God's House." (See page 42.) Discuss the meaning of "the house of the Lord."

Do the finger play "On Sabbath Morning." (See page 64.) Sing "Sabbath Is a Happy Day."



Start a Sabbath tradition. Light special Sabbath candles at sundown Friday night or at Friday supper. Talk about how Jesus' family did this.

Memory Verse

“Let us go



(Point to self and then out.)

to the house



(Make triangle roof shape with hands.)

of the Lord.”



(Point upward.)

Psalm 122:1, NIV.



(Put palms together, then open.)

I Love God's House

I love God's house.



(Put fingers together to form roof.)

I love His day,



(Hold up seven fingers.)

I love to sing.



(Point to mouth.)

I love to pray.



(Put hands together.)

I love to hear the
stories true,



(Hold palms open as if opening a book.)

That Jesus sends
to me and you.



(Point to self; then to another person.)

—Unknown

REFERENCES: MATTHEW 14:13-21; JOHN 6:1-13; *THE DESIRE OF AGES*, PP. 364-371.

Loaves and Fishes

Memory Verse:

“Let us do good to all people.” GALATIANS 6:10, NIV.

The Message:

I will share with others.

Parents:

By the end of the month you can help your child

Know that God knows when people are hungry.

Feel confident that God cares how they feel.

Respond by sharing with those who are hungry.




It's storytime. Lars likes to hear a story. The Bible tells us that Jesus told stories. Boys and girls liked His stories. Big people liked His stories too. People walked a long way to hear Jesus tell stories.

Jesus is feeling tired. (Yawn and stretch.) “No more stories for now,” Jesus says. (Help your child echo, “No more stories.”) Jesus needs a rest from telling stories. Jesus and His friends climb into a boat. (Go sit in a different chair.) Goodbye, Jesus. Take care! (Wave goodbye.)

Where is Jesus going? He is going to cross the lake.










See all the people. (*Point to the people.*) See all the boys and girls. (*Point to boys and girls.*) They want to be with Jesus. They want to hear Jesus tell stories. Hurry, little child. Bring your lunch. What is in little child's lunch basket? (*Count the loaves and fish.*) Come, little child. Let's go find Jesus.



Run, little child! (Pick up your child or take his or her hand.) Run after the people. Bring your lunch (grab a lunch box or basket), and let's find Jesus. Run around the lake. (Jog around a table.) Run to find Jesus!









See the little child. He sits and listens to Jesus. Jesus tells a story. All day Jesus tells stories. The little child is hungry. (*Rub tummy each time you say "hungry."*) Jesus is hungry. Everyone is hungry.

Is that your lunch, little child? (*Point to the lunch basket.*)



The day is late.
Everyone is
hungry. (*Rub
tummy.*) "Send
the people
away,"
Jesus'
friends
say.



"No, the
people are tired," Jesus
says. (*Punctuate each
word by pointing a
finger.*) "The people
are hungry. You
feed them."

But Jesus' friends
have no food.

"Here!" the little
child says. "Take my
food to Jesus." (*Child
holds up lunch basket.*)
Very good, little child!
(*Hug child.*) Thank you
for sharing your food.









Jesus is praying.
(Fold hands
in prayer.)

“Thank You, God, for
this food. Thank You
for this little child who
has shared.”

Do you share? Yes
(nod vigorously), you
are learning to share.

See Jesus. Jesus
breaks the bread.
(Break a piece of
bread.) Jesus shares
the bread. (Share the
bread.) Everyone is
sharing the bread.



Yum, yum,
yum! (*Pretend
to eat.*) This bread is
fresh.

Yum, yum, yum!
This is good food.

Thank You, Jesus.
Thank You, for the
story and for the food.

Thank you, little
child. Thank you for
sharing your lunch.

The Bible says,
“Let us do good to
all people” (Galatians
6:10, NIV).





Sing the memory verse song. (See page 60.) Read the lesson story together.



Pick flowers from your garden and share them with a neighbor or friend.

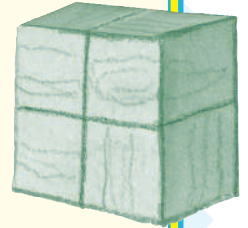
Pack a special lunch and go to the park for a picnic. Talk about how Jesus used a little boy's lunch to feed a lot of people.

Do & Say

Study these suggestions for something to do each day. Select those that are appropriate for your child's developmental stage and repeat them often.



Build something with blocks. Take turns putting down blocks.



Make bread with your child. Bake it in small loaves and share some with a friend or neighbor. Share a smile with everyone you see today.

Sit on the floor and roll a ball back and forth with your child while saying, "Here is the way we go to church. Now back home again."


Blow up a balloon and take turns hitting it so it won't touch the ground.

Make a fish rubbing by cutting a fish shape out of a piece of paper. Place it under another piece of paper and rub the top one with a crayon. Give it to someone special.

Show your child one small loaf of bread. Can you feed lots of people with it? Jesus did.

Cut two pieces of bread in the shape of a fish and share them.

Look at the different types of bread at the grocery store. Try one that's new to you.



Share fish-shaped crackers with your child as you sing a sharing song.

Invite a friend of your child's over to play. Practice sharing toys.

Draw the outline of a fish on a piece of paper. Let your child add scales by dipping a finger in paint (or pressing it on an ink pad) and pressing it on the paper.

Measure two cups and five cups of water in the bath-tub. Talk about the loaves and fishes.

Do the finger play "Jesus and the People" together. (See page 61.)



Lesson 3

Let Us Do Good to All Men

BASED ON GALATIANS 6:10, RSV

JANET SAGE

The musical score is written for piano in 4/4 time, featuring a key signature of three flats (B-flat, E-flat, A-flat). It consists of two systems of music. The first system contains three measures of music, and the second system contains three measures. The lyrics are: 'Let us do good to all men, Let us do good, Let us do good, Let us do good to all men, Let us do good.' The melody is primarily in the right hand, with a simple harmonic accompaniment in the left hand. The piece concludes with a final chord in the second system.

© 1978 by Janet Sage. Assigned to the North American Division of Seventh-day Adventists®. Used by permission.

Jesus and the People

Jesus saw the people



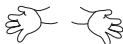
(Hands up to shade eyes.)

Who had come to hear
Him teach.



(Hold hands to ears as if listening.)

They had been with
Him all day



(Put arms out to side in inclusive gesture.)

Listening by the beach.



(Put hands up to ears as if listening.)

He knew they must
be hungry



(Rub tummy.)

As the day came to an end.



(Sweep arm down from vertical to horizontal as if the setting sun.)

“We must find some food
for them,”



(Move one hand from palm to mouth as if eating.)

He told His 12 good friends.



(Wag index finger.)

—Unknown

See the Boat

JANET SAGE

JANET SAGE

Rock, rock, rock, rock, See the boat on the wa - ter;

Rock, rock, rock, rock, See the boat on the wa - ter.

The musical score for 'See the Boat' is written for piano in 6/8 time with a key signature of two flats (B-flat and E-flat). It consists of two systems. The first system has a vocal line with lyrics 'Rock, rock, rock, rock, See the boat on the wa - ter;' and a piano accompaniment. The second system continues the piano accompaniment with lyrics 'Rock, rock, rock, rock, See the boat on the wa - ter.'

© 1990 by Janet Sage. Assigned to the North American Division of Seventh-day Adventists®. Used by permission.

I Go to Church

NANCY J. STAGL-SCHIPPMANN

NANCY J. STAGL-SCHIPPMANN

I go to church on Sab - bath to wor - ship God a - bove, To

sing and pray to Je - sus and learn a - bout His love.

The musical score for 'I Go to Church' is written for piano in 4/4 time with a key signature of one sharp (F-sharp). It consists of two systems. The first system has a vocal line with lyrics 'I go to church on Sab - bath to wor - ship God a - bove, To' and a piano accompaniment. The second system continues the piano accompaniment with lyrics 'sing and pray to Je - sus and learn a - bout His love.'

Copyright © 1978 by Review and Herald® Publishing Association. Assigned to Nancy Stagl-Schippmann.

Jesus' House

JANET SAGE

JANET SAGE

1. This is Je - sus' house; This is Je - sus' house; How I like to come to Je - sus' house.
 2. This is Je - sus' house; This is Je - sus' house; I walk qui - et - ly in Je - sus' house.
 3. This is Je - sus' house; This is Je - sus' house; I talk qui - et - ly in Je - sus' house.

The musical score is for a piano accompaniment in 4/4 time, key of B-flat major. It features three systems of music. The first system has dynamics *mf*, *p*, and *mf*. The second system continues the melody and harmony. The third system ends with a final chord marked with an 8-measure rest.

© 1997 by Janet Sage. Assigned to the North American Division of Seventh-day Adventists®. Used by permission.

The Pastor Talks

JANET SAGE

JANET SAGE

The pas - tor talks, the pas - tor talks, The pas - tor talks a-bout Je - sus; The
 pas - tor talks, the pas - tor talks, And I must be ve - ry still.

The musical score is for a piano accompaniment in 4/4 time, key of C major. It features two systems of music. The first system has a melody in the right hand and a bass line in the left hand. The second system continues the melody and harmony, ending with a final chord.

© 1990 by Janet Sage. Assigned to the North American Division of Seventh-day Adventists®. Used by permission.

Peter and His Friends*

Peter and his friends; they caught a lot of fish,
Caught a lot of fish, caught a lot of fish.
Peter and his friends; they caught a lot of fish,
They caught lots of fish.

—René Alexenko Evans

*Sing to tune of “Happy, Happy Home.”

Copyright © 2000 by the General Conference Corporation of Seventh-day Adventists®.

On Sabbath Morning

When Sabbath comes we
jump up quick



(Jump quickly in place.)

And dress in clothes so clean.



(Pretend to put on shirt.)

For we want to be ready—
Best children ever seen!



(Smile.)

We brush our teeth
and comb our hair.



(Pretend brushing.)



(Pretend combing.)

We clean our breakfast plate.



(Pretend eating.)

We've lots of time to get
to church



(Walk in place.)

So we will not be late.

—Bonita Dick Kraemer. Adapted.

From *Fingers and All for Jesus*, p. 70. Copyright © 1978 by the Review and Herald® Publishing Association.